



PROTECTIVE INDUSTRIAL PRODUCTS

SAFETY EYEWEAR IMPRINTING REQUEST FORM



STEP 1: CONTACT INFORMATION

DISTRIBUTOR: _____

NAME: _____

EMAIL: _____

PHONE: _____

PIP SALES REP: _____

PIP TAM (TERRITORY ACCOUNT MANAGER): _____

PO/ORDER NUMBER: _____ DATE: _____

END USER: _____

NAME: _____

EMAIL: _____

PHONE: _____

CONVERTED BUSINESS: Yes No

COMPETITOR: _____

Please complete all sections and then return this form with your artwork to CustomSales@pipusa.com. If artwork is accepted, your proof will be created and returned within 24hrs.

STEP 2: LOGO INFORMATION

***PLEASE CHECK ONE OF THE FOLLOWING BASED ON THE DESCRIPTIONS BELOW:**

1. I have preferred artwork in vector format I have acceptable artwork in a high-resolution JPG or TIF I have unusable artwork (See charges below)
2. I have ordered from PIP before and have a **Previous Proof ID:** _____
 - I would like the following changes to my artwork: _____
3. I would like **BLOCK LETTERING** that reads: _____

PREFERRED ARTWORK: For optimum quality and turnaround, please send your artwork as a **vector file**. Vector files can be scaled and edited without loss of resolution. If you are unsure on how to get vector artwork check with the person or company that created your logo. Or you can check with a previous printer.

ACCEPTABLE ARTWORK: High-resolution files, such as JPG or TIF **at 300 dpi or higher at final output size**. Unlike vector artwork, raster files cannot be scaled without loss of resolution and are difficult to edit and therefore may be subject to a logo enhancement fee. PDF files are also accepted but only when saved in an editable text and graphics format.

Did You Know? Changing the file extensions of raster artwork does not convert it into a vector file. Similarly, opening a low-resolution file and then re-saving it as a high-resolution file won't work. Either of these scenarios may cause us to re-create the artwork.

UNUSABLE ARTWORK: Photographs, photocopies of business cards & stationary, drawings, scans, decals and faxes. We also will not accept any logo saved or copied from a website (.png, .gif, .jpg or .bmp files) or logos inserted in programs such as Microsoft Word, Excel, Powerpoint and Publisher.

PIP LOGO RECREATION OR ENHANCEMENT EXPERTISE WILL RENDER YOUR LOGO USABLE. PIP will convert your logo into vector format for a one-time fee. You will be advised of any additional costs related to re-work within 24 hours of receipt of your Imprinting Request Form and logo.

PREFERRED FILE FORMATS:

- .ai (Adobe Illustrator)
- .eps (Encapsulated Postscript)

ACCEPTED FILE FORMATS:

- .jpg (Joint Photographic Experts File @ 300dpi at final output size)
- .tif (Tagged Image File @ 300dpi at final output size)
- .pdf (Portable Document File @ 300dpi at final output size)

Tip: Dpi (dots per inch) is a term describing the resolution of artwork files. The higher the resolution (or dpi), the better it will convert to vector format. To find out the dpi of your image, simply right click the image and click properties. The dpi should be listed directly under the dimensions in the General tab.

UNUSABLE FILE FORMATS:

- .bmp (Bitmap)
- .png (Portable Network Graphic)
- .gif (Graphics Interchange File)
- .doc (Microsoft Word Document)
- .xls (Microsoft Excel Sheet)
- .ppt (Microsoft Powerpoint)
- .pub (Microsoft Publisher)

LOGO RECREATION & ENHANCEMENT CHARGES:

- **Simple:** \$30.00 per logo
- **Complex:** \$50.00 per logo

ARTWORK COLORS

CHOOSE FROM OUR STOCK COLORS FOR NO EXTRA FEE. The colors of your logo will be substituted with the closest stock colors selected. Due to the nature of imprinting on a variety of materials and colors, **we do not guarantee a perfect color match. Limit of 4 colors per location (except jackets).** Variations in shade such as shadows and fading affects will be omitted or substituted with solid color, as these cannot be duplicated using our imprinting methods.

PLEASE CHOOSE UP TO 2 FREE STOCK COLORS:

- | | | |
|--------------------------------------------|-----------------------------------------------|----------------------------------------------|
| <input type="checkbox"/> Black | <input type="checkbox"/> Orange (PMS 166) | <input type="checkbox"/> Blue (PMS 301) |
| <input type="checkbox"/> White | <input type="checkbox"/> Yellow (PMS Yellow) | <input type="checkbox"/> Dark Blue (PMS 280) |
| <input type="checkbox"/> Red (PMS 185) | <input type="checkbox"/> Green (PMS 7739) | <input type="checkbox"/> Gray (PMS 422) |
| <input type="checkbox"/> Maroon (PMS 7621) | <input type="checkbox"/> Light Blue (PMS 298) | <input type="checkbox"/> Brown (PMS 7594) |

Please choose the colors for your logo

PMS COLOR MATCHING. Because color is highly subjective, and different computer monitors display colors differently, the Pantone® Matching System (PMS) is the universally accepted system used to identify colors. To receive colors that most accurately match your logo, we recommend that you list your PMS colors below. Because the color of the garment may bleed through lighter color inks, extra mixing may be required.

PMS MATCH - \$50 FEE PER COLOR/PER ORDER

PMS Color 1: _____

PMS Color 2: _____

CONTINUE TO STEP 3



PROTECTIVE INDUSTRIAL PRODUCTS

SAFETY EYEWEAR IMPRINTING REQUEST FORM



STEP 3: PRODUCT INFORMATION

SIZING, STYLE & LOCATION

Please choose your product style and logo location

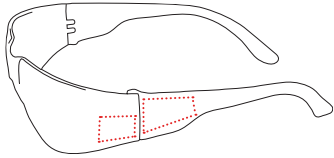
THE SIZE OF YOUR LOGO DEPENDS ON THE PRODUCT AND LOCATION. The location of your logo and the available imprinting area on the product will determine the size of the imprinted logo. Artwork will be reduced or enlarged proportionately to the maximum width or height to achieve the optimal logo size for your eyewear. Not all safety glasses are the same. Certain styles might not allow imprinting on the temple or lens due to the frame design. On some styles there may be a manufacturer's logo already imprinted on the right temple, in which case imprinting on that side is not possible. Listed below are available imprinting areas, outlined in red, for our most popular styles.

Any logos added to a lens with an anti-reflective coating requires a pre-treatment and will incur an additional fee of \$.05 each in addition to the regular imprint charge.

NOTE: MAXIMUM IMPRINTING SIZES ARE LISTED NEXT TO EACH LOCATION. YOUR LOGO WILL BE SIZED TO FIT WITHIN THAT IMPRINTING AREA.

RIMLESS

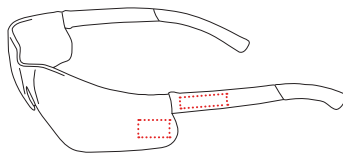
PRODUCT NUMBER:



ZENON Z12™

LENS (3/4"W x 1/2"H) TEMPLE (1"W x 1/2"H)

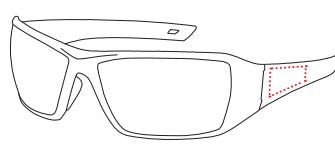
- LEFT
- RIGHT
- LEFT
- RIGHT



ZENON Z13™

LENS (1"W x 1/2"H) TEMPLE (1"W x 3/8"H)

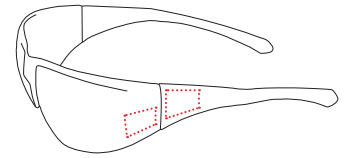
- LEFT
- RIGHT
- LEFT
- RIGHT



CAPTAIN™

LENS (1"W x 1/2"H) TEMPLE (3/4"W x 1/4"H)

- LEFT



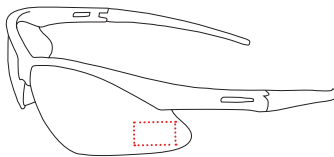
DIRECTFLEX™

LENS (3/4"W x 1/2"H) TEMPLE (1"W x 1/2"H)

- LEFT
- RIGHT
- LEFT
- RIGHT

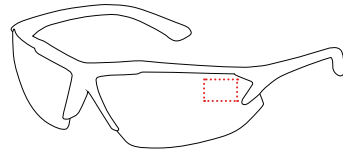
SEMI-RIMLESS

PRODUCT NUMBER:



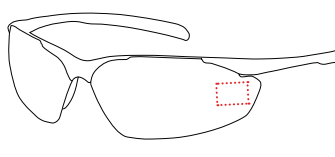
ANSER™ & ADVERSARY™

- LEFT LENS (3/4"W x 1/2"H)
- RIGHT LENS (3/4"W x 1/2"H)



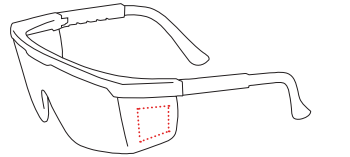
BLIZZARD™

- LEFT LENS (1/2"W x 1/4"H)
- RIGHT LENS (1/2"W x 1/4"H)



COMMANDER™

- LEFT LENS (3/4"W x 1/2"H)
- RIGHT LENS (3/4"W x 1/2"H)




HI-VOLTAGE ARC™

- LEFT LENS (3/4"W x 5/8"H)
- RIGHT LENS (3/4"W x 5/8"H)

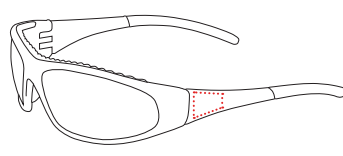
FULL FRAME

PRODUCT NUMBER:



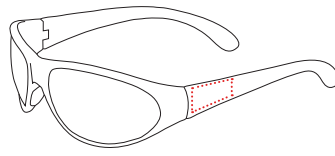
SUNBURST™

- LEFT TEMPLE (3/4"W x 1/2"H)



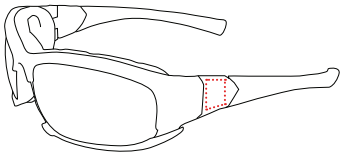
FLASHFIRE™

- LEFT TEMPLE (7/8"W x 1/4"H)
- RIGHT TEMPLE (7/8"W x 1/4"H)



PIRANA™

- LEFT TEMPLE (3/4"W x 1/4"H)
- RIGHT TEMPLE (3/4"W x 1/4"H)

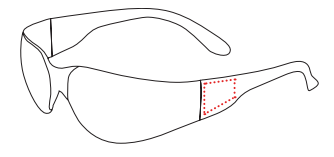


CEFIRO™

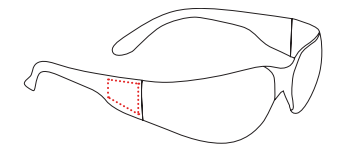
- LEFT TEMPLE (1/2"W x 1/4"H)
- RIGHT TEMPLE (1/2"W x 1/4"H)

OTHER EYEWEAR

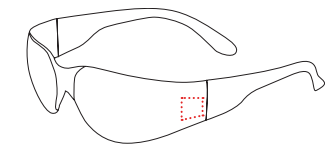
PRODUCT NUMBER:



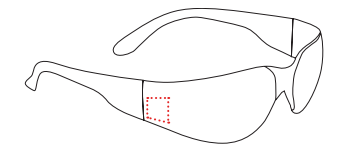
- LEFT TEMPLE (1 1/4"W x 1/2"H)



- RIGHT TEMPLE (1 1/4"W x 1/2"H)



- LEFT LENS (3/4"W x 1/2"H)



- RIGHT LENS (3/4"W x 1/2"H)

If your request is complete please click here:

SUBMIT FORM

If you have an additional request, please continue to step 4 and fill out an Additional Logo form.



PROTECTIVE INDUSTRIAL PRODUCTS

SAFETY EYEWEAR

ADDITIONAL LOGO FORM



STEP 4: ADDITIONAL LOGO COLORS

CUSTOMER: _____

PO: _____

LOGO DESCRIPTION: _____

***PLEASE CHECK ONE OF THE FOLLOWING:**

- 1. I have preferred artwork in vector format I have acceptable artwork in a high-resolution JPG or TIF I have unusable artwork (*Charges on 1st page*)
- 2. I have ordered from PIP before and have a **Previous Proof ID:** _____
 - I would like the following changes to my artwork: _____
- 3. I would like **BLOCK LETTERING** that reads: _____

ARTWORK COLORS

Please choose the colors for your logo

PLEASE CHOOSE UP TO 2 FREE STOCK COLORS:

- | | | |
|--------------------------------------------|-----------------------------------------------|----------------------------------------------|
| <input type="checkbox"/> Black | <input type="checkbox"/> Orange (PMS 166) | <input type="checkbox"/> Blue (PMS 301) |
| <input type="checkbox"/> White | <input type="checkbox"/> Yellow (PMS Yellow) | <input type="checkbox"/> Dark Blue (PMS 280) |
| <input type="checkbox"/> Red (PMS 185) | <input type="checkbox"/> Green (PMS 7739) | <input type="checkbox"/> Gray (PMS 422) |
| <input type="checkbox"/> Maroon (PMS 7621) | <input type="checkbox"/> Light Blue (PMS 298) | <input type="checkbox"/> Brown (PMS 7594) |

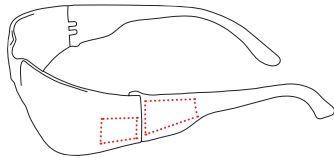
PMS MATCH - \$50 FEE PER COLOR/PER ORDER

PMS Color 1: _____

PMS Color 2: _____

STEP 5: ADDITIONAL LOGO LOCATION

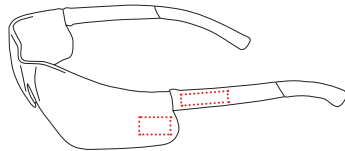
Maximum imprinting sizes are listed next to each location



ZENON Z12™

LENS (3/4"W x 1/2"H) TEMPLE (1"W x 1/2"H)

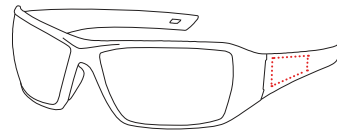
- | | |
|--------------------------------|--------------------------------|
| <input type="checkbox"/> LEFT | <input type="checkbox"/> LEFT |
| <input type="checkbox"/> RIGHT | <input type="checkbox"/> RIGHT |



ZENON Z13™

LENS (1"W x 1/2"H) TEMPLE (1"W x 3/8"H)

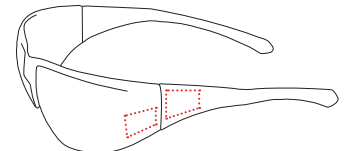
- | | |
|--------------------------------|--------------------------------|
| <input type="checkbox"/> LEFT | <input type="checkbox"/> LEFT |
| <input type="checkbox"/> RIGHT | <input type="checkbox"/> RIGHT |



CAPTAIN™

TEMPLE (3/4"W x 1/4"H)

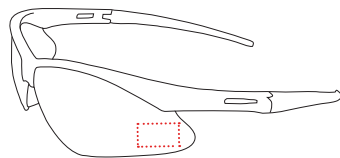
- | |
|-------------------------------|
| <input type="checkbox"/> LEFT |
|-------------------------------|



DIRECTFLEX™

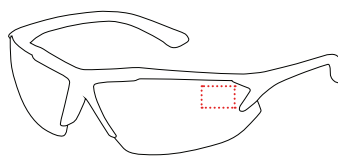
LENS (3/4"W x 1/2"H) TEMPLE (1"W x 1/2"H)

- | | |
|--------------------------------|--------------------------------|
| <input type="checkbox"/> LEFT | <input type="checkbox"/> LEFT |
| <input type="checkbox"/> RIGHT | <input type="checkbox"/> RIGHT |



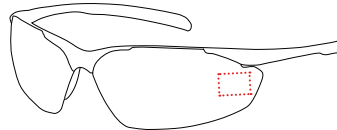
ANSER™ & ADVERSARY™

- | |
|-----------------------------------------------------|
| <input type="checkbox"/> LEFT LENS (3/4"W x 1/2"H) |
| <input type="checkbox"/> RIGHT LENS (3/4"W x 1/2"H) |



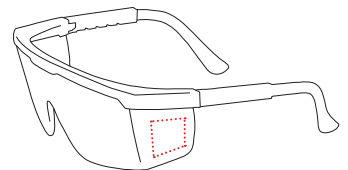
BLIZZARD™

- | |
|-----------------------------------------------------|
| <input type="checkbox"/> LEFT LENS (1/2"W x 1/4"H) |
| <input type="checkbox"/> RIGHT LENS (1/2"W x 1/4"H) |




COMMANDER™

- | |
|-----------------------------------------------------|
| <input type="checkbox"/> LEFT LENS (3/4"W x 1/2"H) |
| <input type="checkbox"/> RIGHT LENS (3/4"W x 1/2"H) |



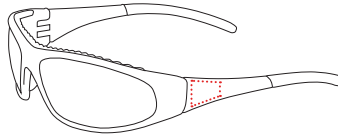
HI-VOLTAGE ARC™

- | |
|-----------------------------------------------------|
| <input type="checkbox"/> LEFT LENS (3/4"W x 5/8"H) |
| <input type="checkbox"/> RIGHT LENS (3/4"W x 5/8"H) |



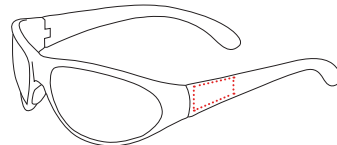
SUNBURST™

- | |
|------------------------------------------------------|
| <input type="checkbox"/> LEFT TEMPLE (3/4"W x 1/2"H) |
|------------------------------------------------------|



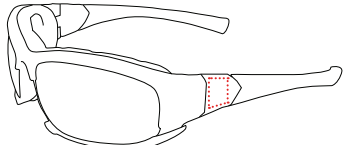
FLASHFIRE™

- | |
|-------------------------------------------------------|
| <input type="checkbox"/> LEFT TEMPLE (7/8"W x 1/4"H) |
| <input type="checkbox"/> RIGHT TEMPLE (7/8"W x 1/4"H) |



PIRANA™

- | |
|-------------------------------------------------------|
| <input type="checkbox"/> LEFT TEMPLE (3/4"W x 1/4"H) |
| <input type="checkbox"/> RIGHT TEMPLE (3/4"W x 1/4"H) |



CEFIRO™

- | |
|-------------------------------------------------------|
| <input type="checkbox"/> LEFT TEMPLE (1/2"W x 1/4"H) |
| <input type="checkbox"/> RIGHT TEMPLE (1/2"W x 1/4"H) |

ALL OTHER EYEWEAR:

- | | | | |
|--------------------------------------|---------------------------------------|------------------------------------|-------------------------------------|
| <input type="checkbox"/> LEFT TEMPLE | <input type="checkbox"/> RIGHT TEMPLE | <input type="checkbox"/> LEFT LENS | <input type="checkbox"/> RIGHT LENS |
|--------------------------------------|---------------------------------------|------------------------------------|-------------------------------------|