




PROTECTIVE INDUSTRIAL PRODUCTS

GLOVES

IMPRINTING REQUEST FORM



STEP 1: CONTACT INFORMATION

DISTRIBUTOR:
NAME:
EMAIL:
PHONE:
PIP SALES REP:
PIP TAM (TERRITORY ACCOUNT MANAGER):

PO/ORDER NUMBER:
DATE:
END USER:
NAME:
EMAIL:
PHONE:
CONVERTED BUSINESS:
COMPETITOR:

Please complete all sections and then return this form with your artwork to CustomSales@pipusa.com. If artwork is accepted, your proof will be created and returned within 24hrs.

STEP 2: LOGO INFORMATION

*PLEASE CHECK ONE OF THE FOLLOWING BASED ON THE DESCRIPTIONS BELOW:

- 1. I have preferred artwork in vector format
I have acceptable artwork in a high-resolution JPG or TIF
I have unusable artwork
2. I have ordered from PIP before and have a Previous Proof ID
I would like the following changes to my artwork:
3. I would like BLOCK LETTERING that reads:

PREFERRED ARTWORK: For optimum quality and turnaround, please send your artwork as a vector file.

PREFERRED FILE FORMATS:

- .ai (Adobe Illustrator)
.eps (Encapsulated Postscript)

ACCEPTABLE ARTWORK: High-resolution files, such as JPG or TIF at 300 dpi or higher at final output size.

ACCEPTED FILE FORMATS:

- .jpg (Joint Photographic Experts File @ 300dpi at final output size)
.tif (Tagged Image File @ 300dpi at final output size)
.pdf (Portable Document File @ 300dpi at final output size)

Did You Know? Changing the file extensions of raster artwork does not convert it into a vector file.

Tip: Dpi (dots per inch) is a term describing the resolution of artwork files. The higher the resolution (or dpi), the better it will convert to vector format.

UNUSABLE ARTWORK: Photographs, photocopies of business cards & stationary, drawings, scans, decals and faxes.

UNUSABLE FILE FORMATS:

- .bmp (Bitmap)
.png (Portable Network Graphic)
.gif (Graphics Interchange File)
.doc (Microsoft Word Document)
.xls (Microsoft Excel Sheet)
.ppt (Microsoft Powerpoint)
.pub (Microsoft Publisher)

PIP LOGO RECREATION OR ENHANCEMENT EXPERTISE WILL RENDER YOUR LOGO USABLE. PIP will convert your logo into vector format for a one-time fee.

LOGO RECREATION & ENHANCEMENT CHARGES:

- Simple: \$30.00 per logo
Complex: \$50.00 per logo

ARTWORK COLORS

CHOOSE FROM OUR STOCK COLORS FOR NO EXTRA FEE. The colors of your logo will be substituted with the closest stock colors selected.

PLEASE CHOOSE UP TO 4 FREE STOCK COLORS:

- Black, White, Red, Maroon, Orange, Yellow, Green, Light Blue, Blue, Dark Blue, Gray, Brown

Please choose the colors for your logo

PMS COLOR MATCHING. Because color is highly subjective, and different computer monitors display colors differently, the Pantone Matching System (PMS) is the universally accepted system used to identify colors.

PMS MATCH - \$50 FEE PER COLOR/PER ORDER

PMS Color 1:
PMS Color 2:
PMS Color 3:
PMS Color 4:

CONTINUE TO STEP 3



PROTECTIVE INDUSTRIAL PRODUCTS

GLOVES

IMPRINTING REQUEST FORM



STEP 3: PRODUCT INFORMATION

SIZING, STYLE & LOCATION

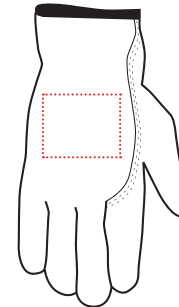
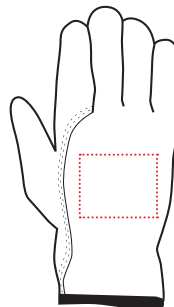
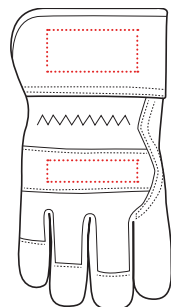
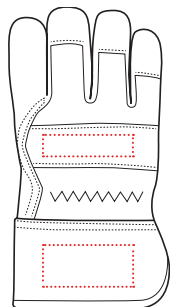
Please choose your product style and logo location

THE SIZE OF YOUR LOGO DEPENDS ON YOUR PRODUCT AND LOCATION. The location of your logo and the available imprinting area on the product will determine the size that we will imprint your logo. Artwork will be reduced or enlarged proportionately to the maximum width or height to achieve the optimal logo size for your glove. Not all glove styles are the same. Each glove has different restrictions and different imprinting areas that correspond to each unique style.

NOTE: MAXIMUM IMPRINTING SIZES ARE LISTED NEXT TO EACH LOCATION. YOUR LOGO WILL BE SIZED TO FIT WITHIN THAT IMPRINTING AREA.

LEATHER PALM & LEATHER DRIVERS

PRODUCT NUMBER:



READABLE BY WEARER

- CENTER CUFF (2.6"W x 1 1/2"H)
- KNUCKLE BAND (2.6"W x 7/8"H)

READABLE BY VIEWER

- CENTER CUFF (2.6"W x 1 1/2"H)
- KNUCKLE BAND (2.6"W x 7/8"H)

READABLE BY WEARER

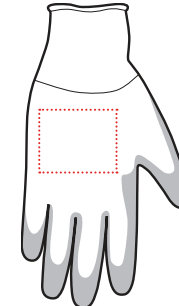
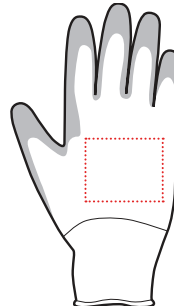
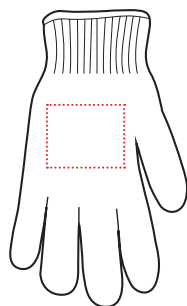
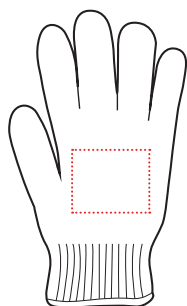
- TOP CENTER (2.6"W x 2"H)

READABLE BY VIEWER

- TOP CENTER (2.6"W x 2"H)

SEAMLESS KNITS

PRODUCT NUMBER:



READABLE BY WEARER

- TOP CENTER (2.6"W x 2"H)

READABLE BY VIEWER

- TOP CENTER (2.6"W x 2"H)

READABLE BY WEARER

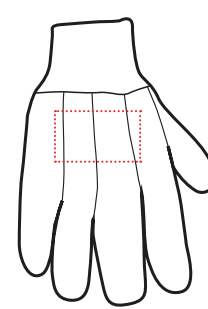
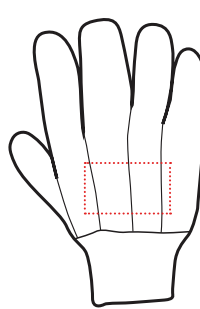

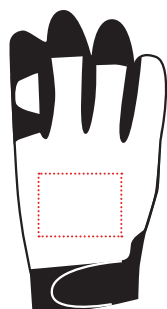
- TOP CENTER (2"W x 1 1/2"H)

READABLE BY VIEWER

- TOP CENTER (2"W x 1 1/2"H)

CANVAS, COTTON & MECHANICS

PRODUCT NUMBER:



READABLE BY WEARER

- TOP CENTER (2 1/2"W x 2"H)

READABLE BY VIEWER

- TOP CENTER (2 1/2"W x 2"H)

READABLE BY WEARER

- TOP CENTER (2.6"W x 2"H)

READABLE BY VIEWER

- TOP CENTER (2.6"W x 2"H)

If your request is complete please click here:

SUBMIT FORM


If you have an additional request, please continue to step 4 and fill out an Additional Logo form.



PROTECTIVE INDUSTRIAL PRODUCTS

GLOVES

ADDITIONAL LOGO FORM



STEP 4: ADDITIONAL LOGO COLORS

CUSTOMER:

PO:

LOGO DESCRIPTION: _____

*PLEASE CHECK ONE OF THE FOLLOWING:

- 1. I have preferred artwork in vector format I have acceptable artwork in a high-resolution JPG or TIF I have unusable artwork (Charges on 1st page)
- 2. I have ordered from PIP before and have a **Previous Proof ID:** _____
 - I would like the following changes to my artwork: _____
- 3. I would like **BLOCK LETTERING** that reads: _____

ARTWORK COLORS

Please choose the colors for your logo

PLEASE CHOOSE UP TO 4 FREE STOCK COLORS:

- | | | |
|--|---|--|
| <input type="checkbox"/> Black | <input type="checkbox"/> Orange (PMS 166) | <input type="checkbox"/> Blue (PMS 301) |
| <input type="checkbox"/> White | <input type="checkbox"/> Yellow (PMS Yellow) | <input type="checkbox"/> Dark Blue (PMS 280) |
| <input type="checkbox"/> Red (PMS 185) | <input type="checkbox"/> Green (PMS 7739) | <input type="checkbox"/> Gray (PMS 422) |
| <input type="checkbox"/> Maroon (PMS 7621) | <input type="checkbox"/> Light Blue (PMS 298) | <input type="checkbox"/> Brown (PMS 7594) |

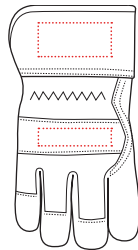
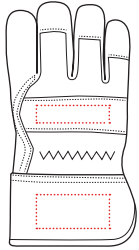
PMS MATCH - \$50 FEE PER COLOR/PER ORDER

PMS Color 1: _____ PMS Color 3: _____

PMS Color 2: _____ PMS Color 4: _____

STEP 5: ADDITIONAL LOGO LOCATION

Maximum imprinting sizes are listed next to each location

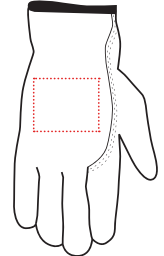
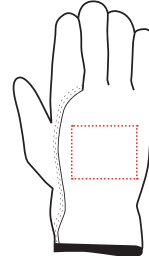


READABLE BY WEARER

READABLE BY VIEWER

- CENTER CUFF (2.6"W x 1 1/2"H)
- KNUCKLE BAND (2.6"W x 7/8"H)

- CENTER CUFF (2.6"W x 1 1/2"H)
- KNUCKLE BAND (2.6"W x 7/8"H)

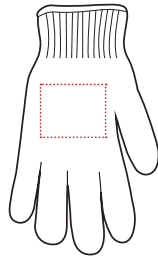
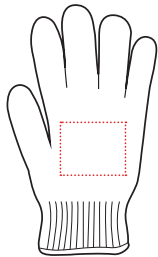


READABLE BY WEARER

READABLE BY VIEWER

- TOP CENTER (2.6"W x 2"H)

- TOP CENTER (2.6"W x 2"H)

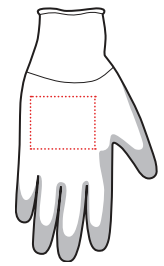
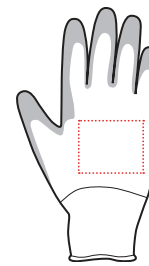


READABLE BY WEARER

READABLE BY VIEWER

- TOP CENTER (2.6"W x 2"H)

- TOP CENTER (2.6"W x 2"H)

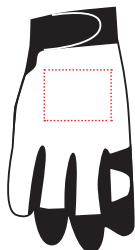
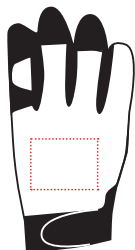


READABLE BY WEARER

READABLE BY VIEWER

- TOP CENTER (2"W x 1 1/2"H)

- TOP CENTER (2"W x 1 1/2"H)

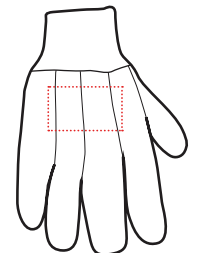
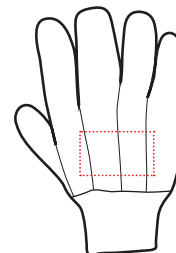


READABLE BY WEARER

READABLE BY VIEWER

- TOP CENTER (2 1/2"W x 2"H)

- TOP CENTER (2 1/2"W x 2"H)



READABLE BY WEARER

READABLE BY VIEWER

- TOP CENTER (2.6"W x 2"H)

- TOP CENTER (2.6"W x 2"H)